

## MTP® Cassette

The Lite Linke MTP® Solution is a premium grade, hyper high density 19" cassette and chassis system. It operates on similar lines to conventional networks, inasmuch as a trunk cable, patch panels at each end and jumper cables patching to the operating hardware. Lite Linke MTP® solutions provide a more efficient, condensed method – a tool-less and pluggable high density population fibre optic network, without the need for expensive on-site splicing and thus reducing installation time.


Centred around its sleek injection moulded 24f cassette, the Lite Linke MTP® Solution presents up to 144f in a 1U and up to 480f in a 3U space.

With the full versatility of a modular system, the minimum investment is one 24f cassette into either a 1U or 3U chassis. This allows a buy and build approach as the network grows without demanding more valuable U space within a cabinet.

The ½U cassette is of a tough durable PPS construction and fitted with 12x low profile laser safe LC Duplex adapters to the front and 2x MTP® adapters to the rear. The Elite LC Duplex adapters are colour coded for ease of fibre type recognition; aqua for OM4 and blue for single-mode. The sealed cassette contains premium grade fan-outs; either 2x 12f or 1x 24f LC to MTP® elite on OM4 or single-mode fibre, according to choice. To the front of each cassette are two sliding pull tabs which are used to aid removal from the chassis. The pull tabs recess into the cassette for tidy storage. Each cassette is fitted with 4x spring-ball bearings which locate inside the chassis with an audible click on correct fitting.

As the solution is designed for High Density applications, LC HD assemblies must be used in conjunction with the cassette. See our LC HD Switchable assembly datasheet for further detail.

\*MTP® is a registered trademark of US CONEC Ltd



### Features & Benefits

- MTP® Elite Connectivity Solutions
- OM4 & OS2 fibre grades
- 2x 12f or 1x 24f options
- Method A polarity configuration
- 100% UK factory termination and tested for reliability
- Fully compatible with Lite Linke 1U and 3U chassis
- Easy deployment – modular system saves installation time
- Hyper high density -144f in 1U and 480f in 3U
- Lightweight PPS material

### Application

- Data centre fibre network infrastructure
- High density fibre applications
- Parallel Optics
- Infiniband Compliant
- 10G Fiber Channel Compliant
- 40G and 100G IEEE 802.3
- QFSP compatible

### Specification / Standards

- MTP® connector meets IEC Standard 61754-7 and TIA/EIA 604-5 Type MPO
- MTP® Adapters – Aqua for multimode, Green for single-mode
- LC connector meets IEC 61754-20 and TIA 604-10-A
- LC Adapters – Aqua for multimode, Blue for single-mode
- Cassette – Injection moulded PPS material
- Flammability meets UL94-V-0
- Tensile Strength to 211 MPa
- Impact Strength to 104 J/M<sup>2</sup>
- Operation Temperature -40 ~ +80°C
- Colour – Black RAL 9005, Red Pull Tab RAL 3020
- RoHS Compliant

### Dimensions

#### Cassette


Nominal: Length = 149mm, Width = 124mm, Height = 19mm

#### Maximum Protrusion Lengths

Nominal: LC Adapter - 3mm, MTP® Adapter - 12mm,

Pull Tab - 70mm, Cable Management Bar - 95mm

Optical Performance	MTP® Elite Multimode Connector	LC Low Loss Multimode Connector	MTP® Elite Single-mode Connector	LC Low Loss Single-mode Connector
Insertion Loss	0.10dB Typical (All Fibres) 0.35dB Max (Single Fibre)	0.08dB Typical 0.15dB Max	0.10dB Typical (All Fibres) 0.35dB Max (Single Fibre)	0.10dB Typical 0.15dB Max
Return Loss	≥30db	≥30dB	≥60dB	≥55dB



info@gemcable.co.uk  
www.gemcable.co.uk  
GEM Cable Solutions Ltd.

VAT no. 842742621  
Company No. 5151023  
Registered in England. ©2016

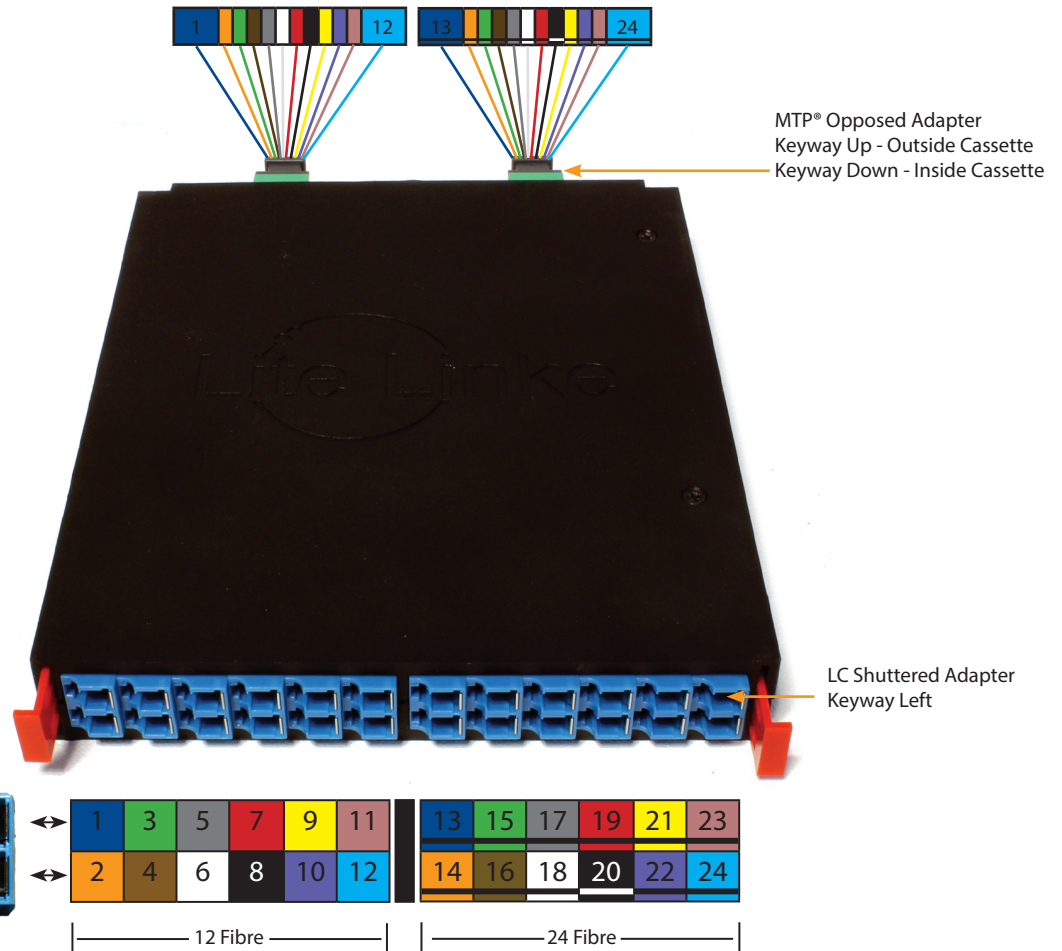
**Lite Linke**  
MTP® Elite Solutions



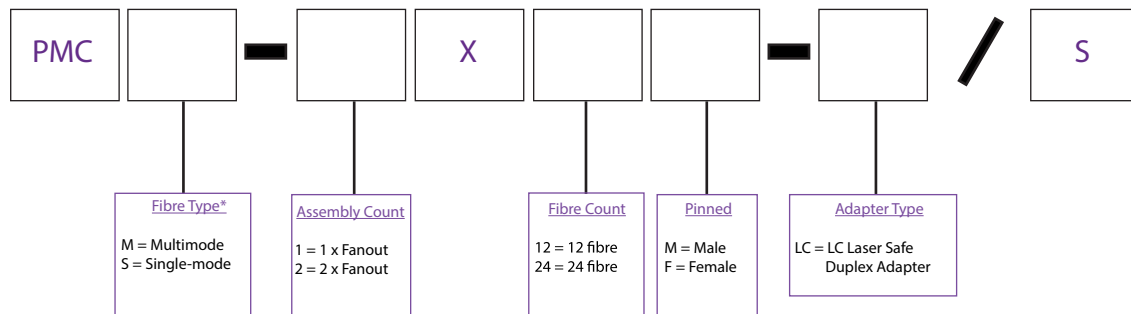
## Cassette Configuration

Lite Linke MTP® cassettes are configured to Method A. B or C cassette configurations are available upon request.

Lite Linke MTP® 3U CHASSIS vertical cassettes are configured to Method A;  
LC Adapter - Keyway UP  
MTP® Adapter - Keyway Left (Rear View)




## Part Numbering Format



E.G. Panel Modular Cassette - 2x12 Fibre(M) OS2 Elite - LC Shuttered - PMCS-2x12M-LC/S

\*Fibre Type Inside Modular Cassette - Multimode will always be OM4 and Single-mode will always be OS2 grade fibre



info@gemcable.co.uk  
www.gemcable.co.uk  
GEM Cable Solutions Ltd.

VAT no. 842742621  
Company No. 5151023  
Registered in England. ©2016

**Lite Linke**  
MTP® Elite Solutions



## Optical Fibre Specifications

### Multimode Fibres

Multimode Fibres  IEC 60793-2 ISO/IEC 11801 EN 50173 -1&2	Overall Bandwidth (MHz x km)		Max. Link Length for 1 GBit/s (m)		Max. Link Length for 10 GBit/s (m)		Fibre Attenuation (dB/km)	
	850nm	1300nm	850nm (1000Base-SX)	1300nm (1000Base-LX)	850nm (10GBase-SR) (10GBase-SW)	1300nm (10GBase-LX4)	850nm	1300nm
	50/125 um							
OM3	≥1500	≥500	1000	600	300	300	≤2.7	≤0.7
OM4 Laser Optimised	≥3500	≥500	1000	600	550	300	≤2.7	≤0.7

### Single-mode Fibres

Single-mode Fibres  IEC 60793-2 ISO/IEC 11801 EN 50173 -1&2   9/125 um	Chromatic Dispersion		Cut-off-Wave Length (cabled) (nm)	Point Discontinuity (dB)	Fibre Attenuation (dB/km)			Fibre Geometrical Properties (um)			
	1310nm	1550nm			1310nm	1380-1386nm	1550nm	Mode-field	Cladding	Coating	
	OS2 (ITU-T G.652.D)	≥3.5	≥18.0	≥1260	≤0.1	≤0.34	≤0.31	≤0.22	9.2 ±0.4	125 ±1	245 ±5
	OS2 (G.657.A2)	≥3.7	≥18.5	≥1260	≤0.1	≤0.38	≤0.35	≤0.25	8.8 ±0.4	125 ±1	245 ±5

### Certificates



Certified & Trained




MTP® is a Registered Trademark of US Conec

Kevlar® is a Registered Trademark of Dupont™

### Available Accessories



MTP® Trunk Assemblies




MTP® 1U Chassis




MTP® 3U Chassis



MTP® Cleaning Solutions



LC HD Switchable Uniboot



info@gemcable.co.uk  
www.gemcable.co.uk  
GEM Cable Solutions Ltd.

VAT no. 842742621  
Company No. 5151023  
Registered in England. ©2016



## 1/2U Modular Cassette Drawing

