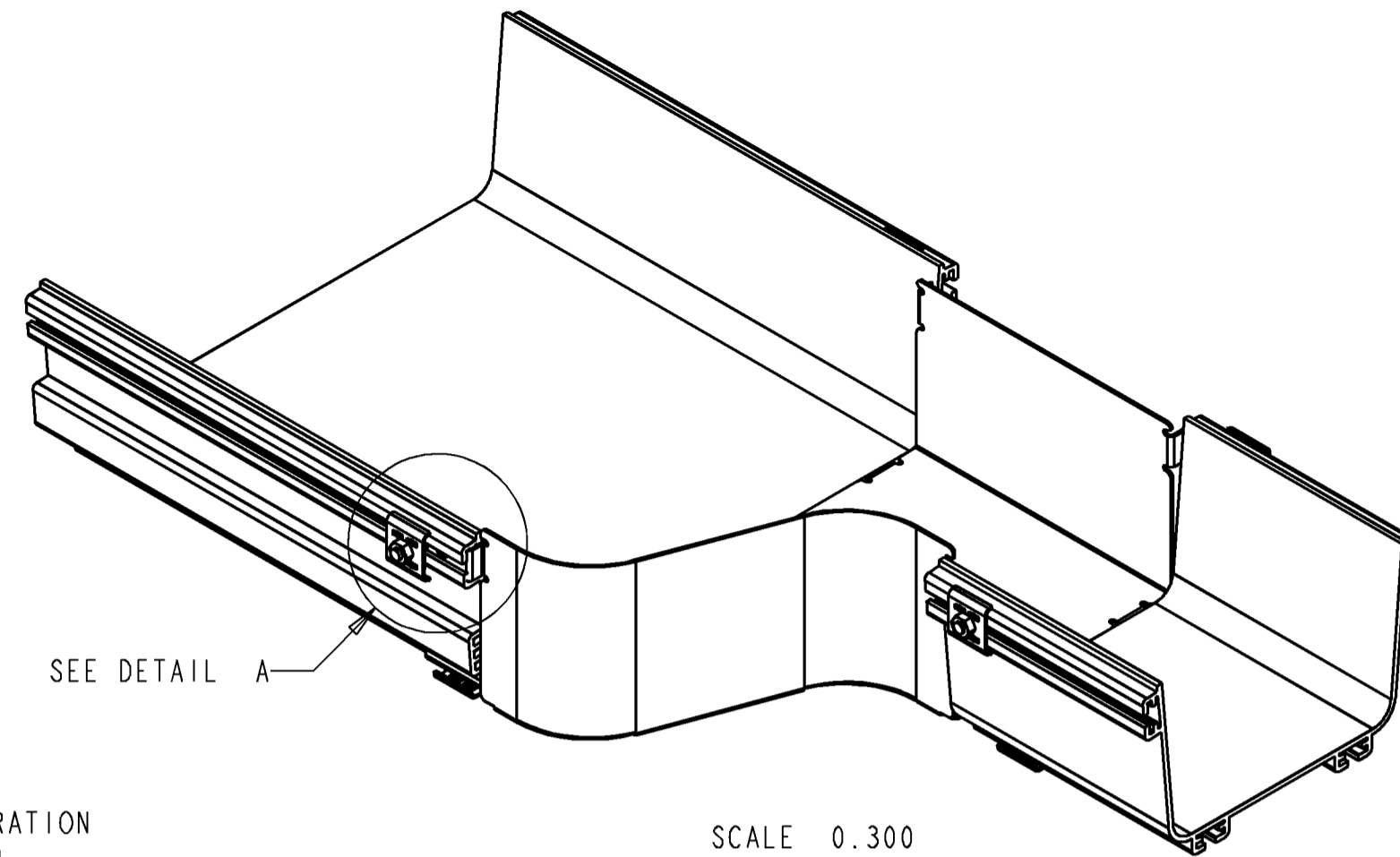
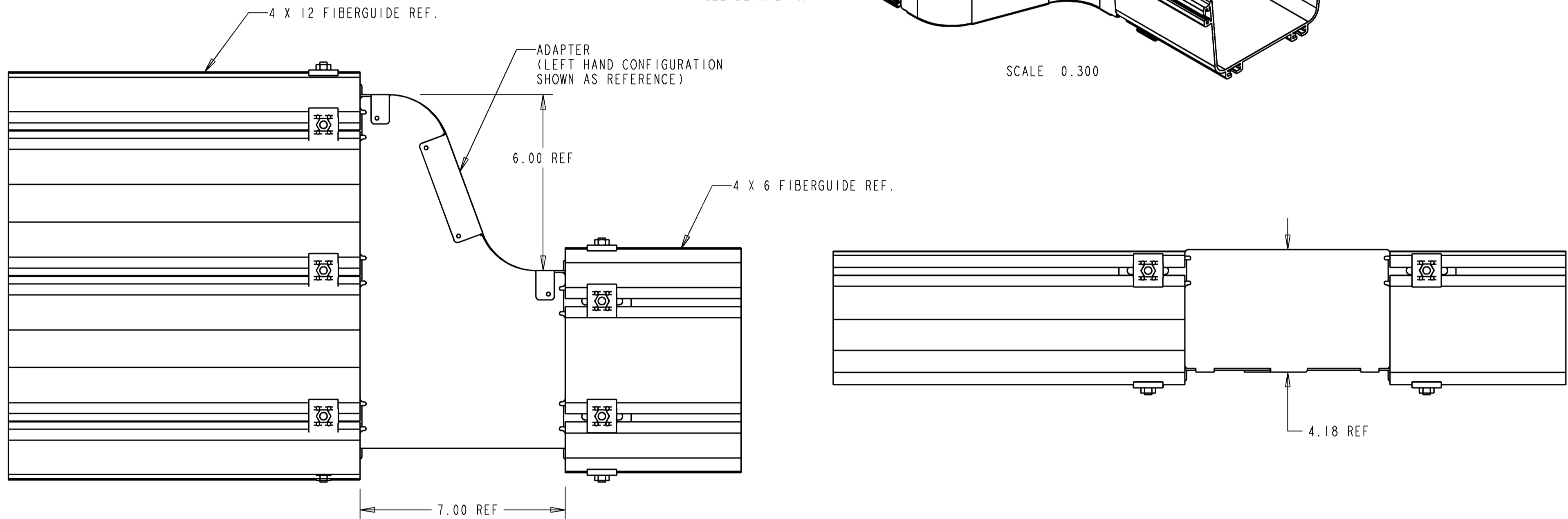


REV	ECO	DWN	DATE
B	20047954	CDZ	03-MAR-00
C	20077621	CDZ	15-DEC-00



SCALE 0.300



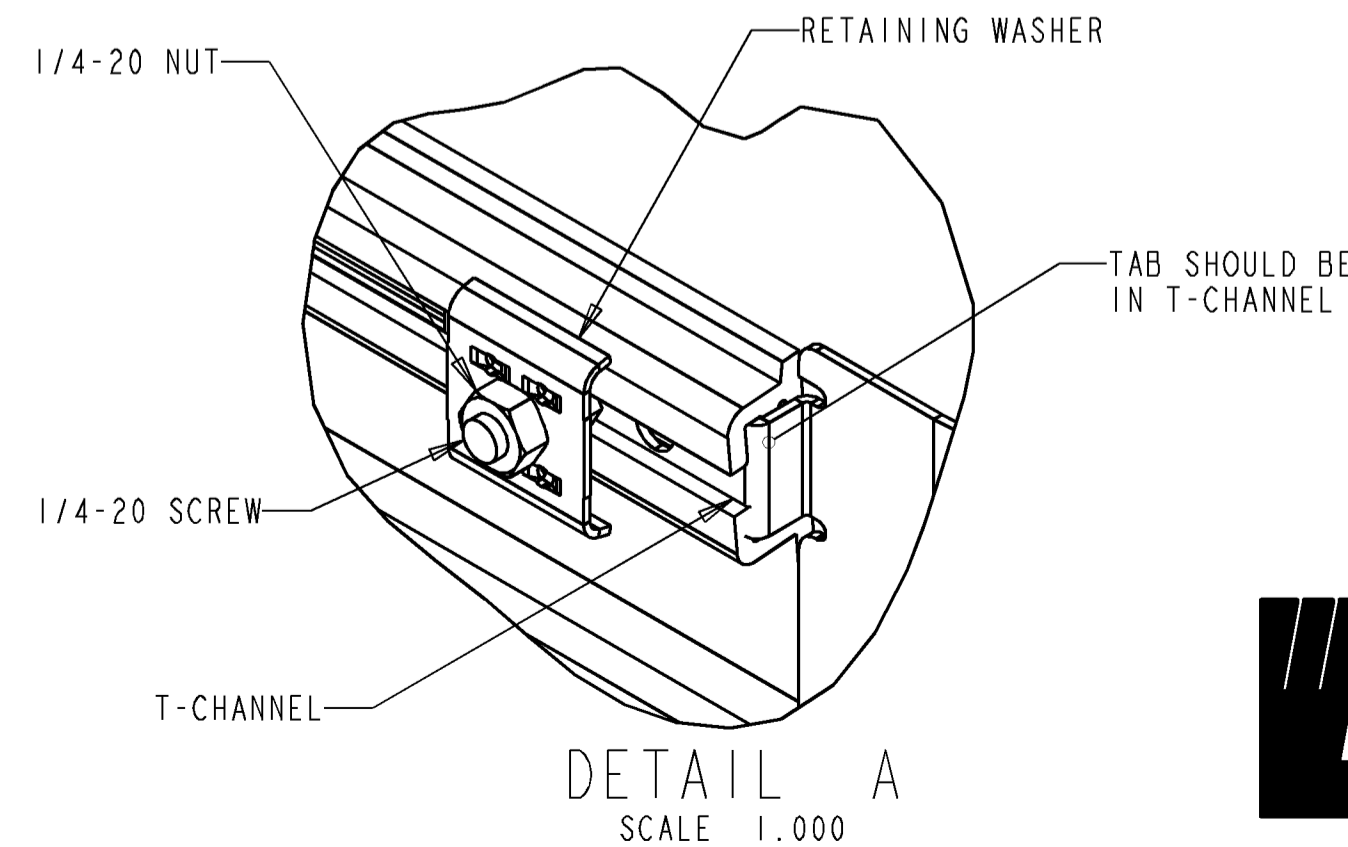
NOTES:

1. PARTS INCLUDED WITH KIT ARE AS FOLLOWS:

- (1) ADAPTER
- (9) 1/4-20 SCREW
- (9) 1/4-20 NUT
- (9) RETAINING WASHER

ASSEMBLY INSTRUCTIONS:

1. INSERT THE (9) 1/4-20 SCREWS INTO THE TAB HOLES ON THE ADAPTER, ONE SCREW PER TAB, WITH THE SCREW HEADS ON THE INSIDE OF THE ADAPTER.
2. SLIDE THE TABS WITH THE ASSEMBLED SCREWS COMPLETELY INTO THE T-CHANNELS ON THE 12" AND 6" FIBERGUIDE STRAIGHT SECTIONS. (SEE DETAIL A)
3. ASSEMBLE THE (9) RETAINING WASHERS, AND THE (9) 1/4-20 NUTS OVER THE (9) SCREWS, AND TIGHTEN THE NUTS COMPLETELY.



DETAIL A
SCALE 1.000

FGS-MDSA-FB-R	6" EXIT RIGHT	BLACK
FGS-MDSA-FB-L	6" EXIT LEFT	BLACK
CATALOG #	CONFIGURATION	COLOR



INFORMATION ON THIS DOCUMENT IS PROPRIETARY TO ADC AND SHALL NOT BE USED, COPIED, REPRODUCED OR DISCLOSED IN WHOLE OR IN PART WITHOUT WRITTEN CONSENT OF ADC.

TOLERANCE UNLESS OTHERWISE SPECIFIED: .XX: ±.02, .XXX: ±.010, ANGULAR: ±2°

THIRD ANGLE PROJECTION

DO NOT SCALE DRAWING

ENGR: KEVIN HRUBY
DWN: CRAIG ZELASKO

TITLE: 12-6" FGS SIDE IN LINE ADAPTER INST. DWG.

DRAWING NUMBER: 1080171

SHT. 1 OF 1