

A

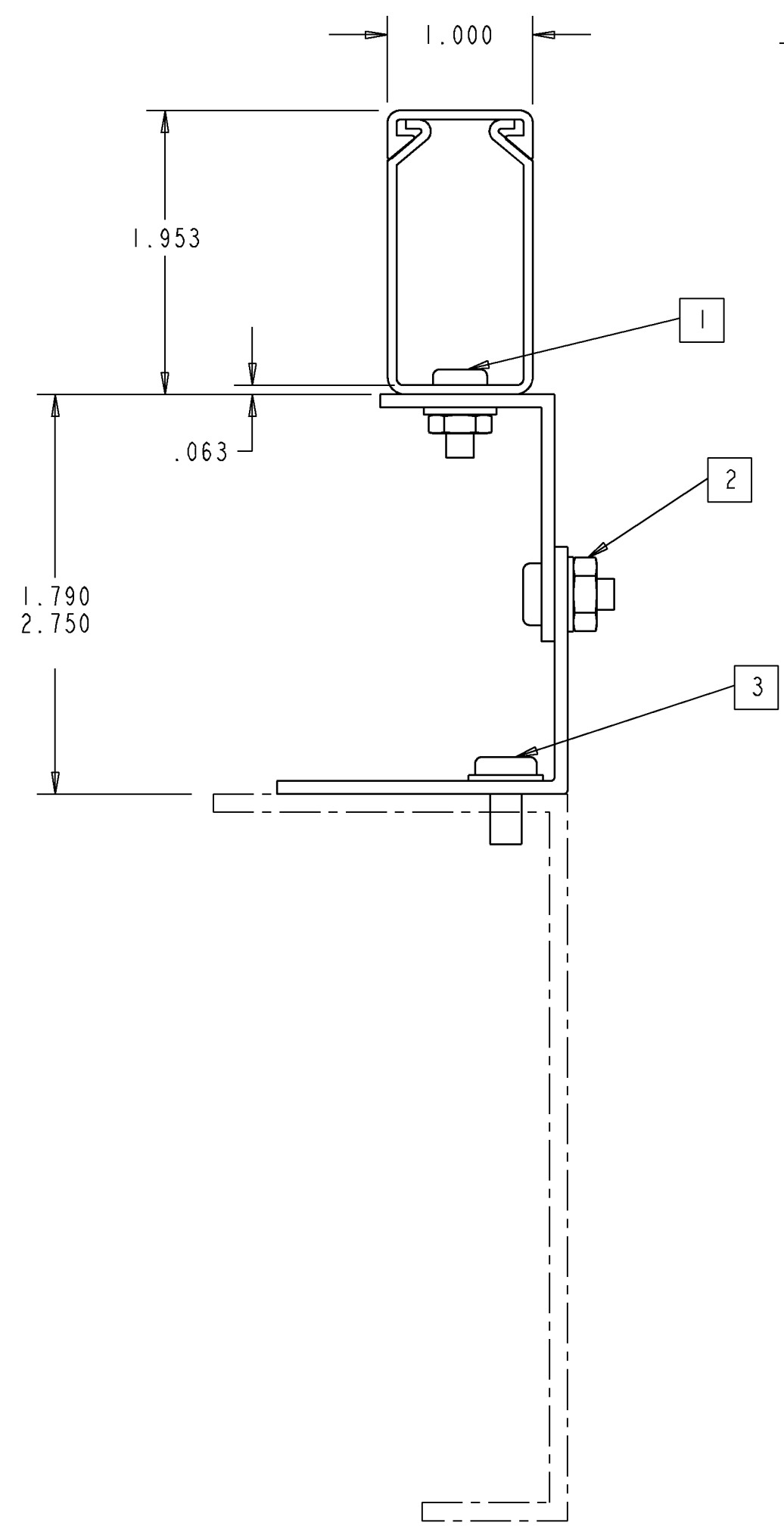
B

C

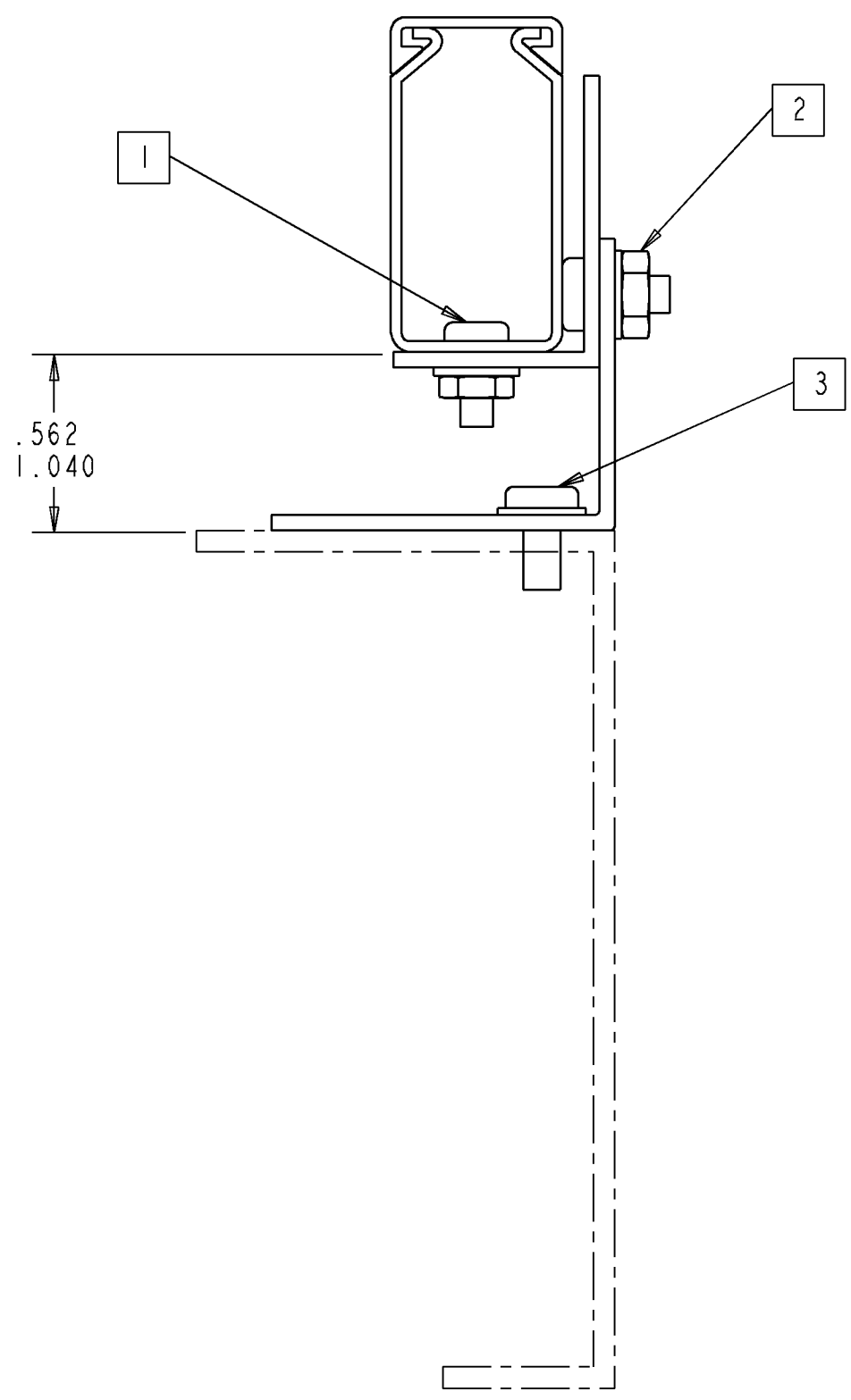
D

KEY
 ——— COMPONENTS INCLUDED IN KIT
 - - - - - COMPONENTS NOT INCLUDED IN KIT

REV	MCO	DWN	DATE
B	109791	GRP	09-12-95
C	20240363	AED	20-MAY-08



BRACKET ARRANGEMENT "A"



BRACKET ARRANGEMENT "B"

QTY	PART DESCRIPTION
1	1" X 2" VERTICAL DUCT
1	DUCT COVER
6	GROMMET STRIPS
5	LARGE DUCT MOUNTING BRACKETS
10	#12 X 1/2 THREAD CUTTING SCREWS
10	#12 FLATWASHERS
5	#12 HEX NUTS
5	#10 X 3/8 SCREWS
5	#10 FLATWASHERS
5	#10 HEX NUTS
1	HOSE END CLAMP
2	#6 X 3/8 PAN HEAD SCREWS
2	#6 STAR-LOCK-WASHERS
2	#6 HEX NUTS
5	SMALL DUCT MOUNTING BRACKETS

NOTES:

- 1. #10 SCREW, NUT, AND WASHER.
- 2. #12 THREAD CUTTING SCREW, NUT, AND WASHER.
- 3. #12 THREAD CUTTING SCREW AND WASHER.

FGSB-KTW4-E	BLACK
FGSP-KTW3-E	PUTTY
FGSO-KTW3-E	ORANGE
FGS-KTW3-E	YELLOW
CATALOG NO.	COLOR



INFORMATION ON THIS DOCUMENT IS PROPRIETARY TO ADC AND SHALL NOT BE USED, COPIED, REPRODUCED, OR DISCLOSED IN WHOLE OR IN PART WITHOUT WRITTEN CONSENT OF ADC.

TITLE: FIBERGUIDES VERT, EIA AND WECO DUCT, COVER AND BRKT KIT 1" X 2" (INST DWG)

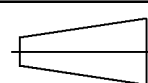
ALL DIMS AND TOLERANCES ARE INCHES UNLESS OTHERWISE SPECIFIED

DRAWING NUMBER: 4-29000-2641

DO NOT SCALE DRAWING

ENGR: P. NAULT
DWN: D. LOCH

SHT. 1 OF 1



DIMENSIONS IN INCHES
THIRD ANGLE PROJECTION

A

B

C

1

2

3

4