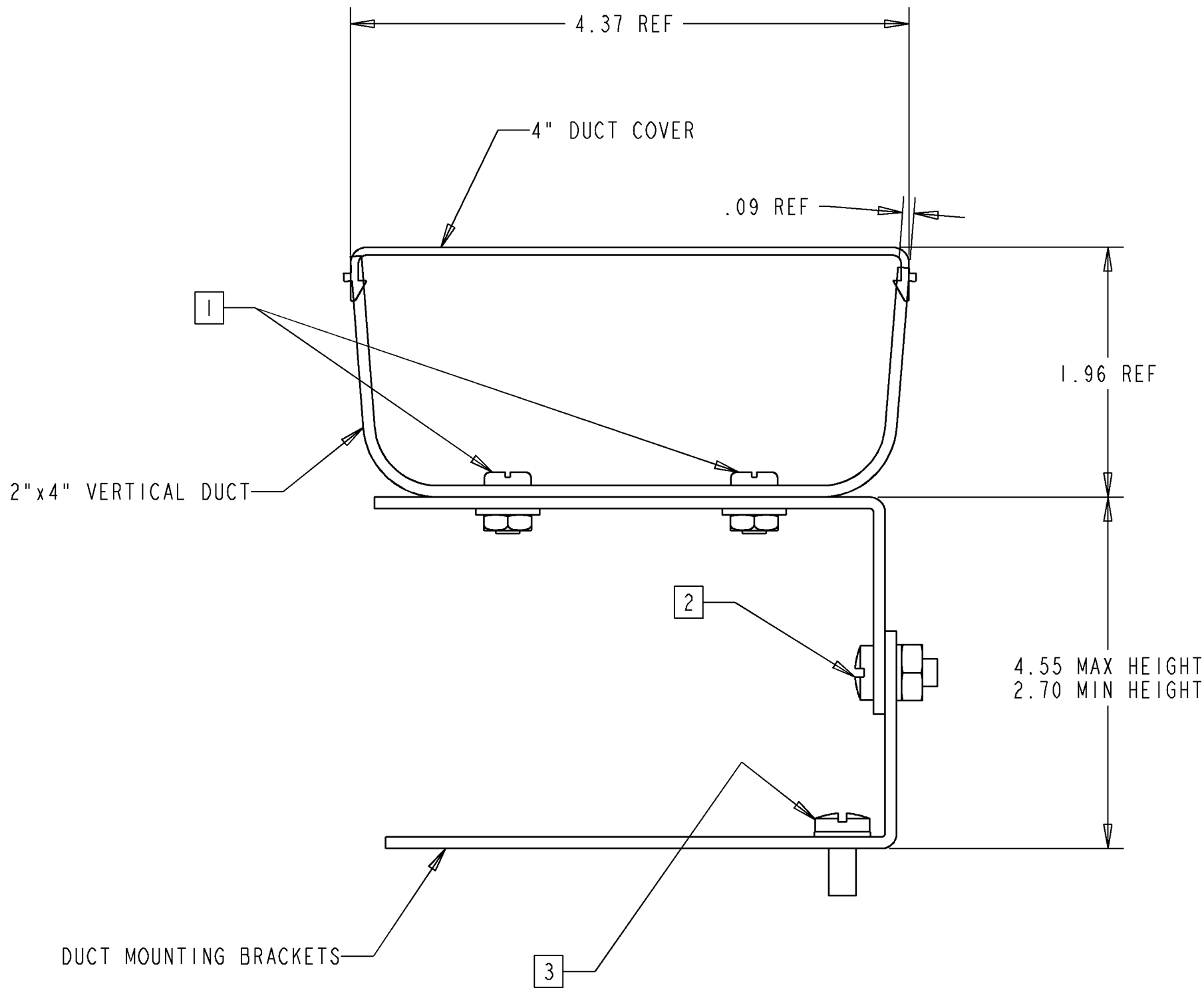
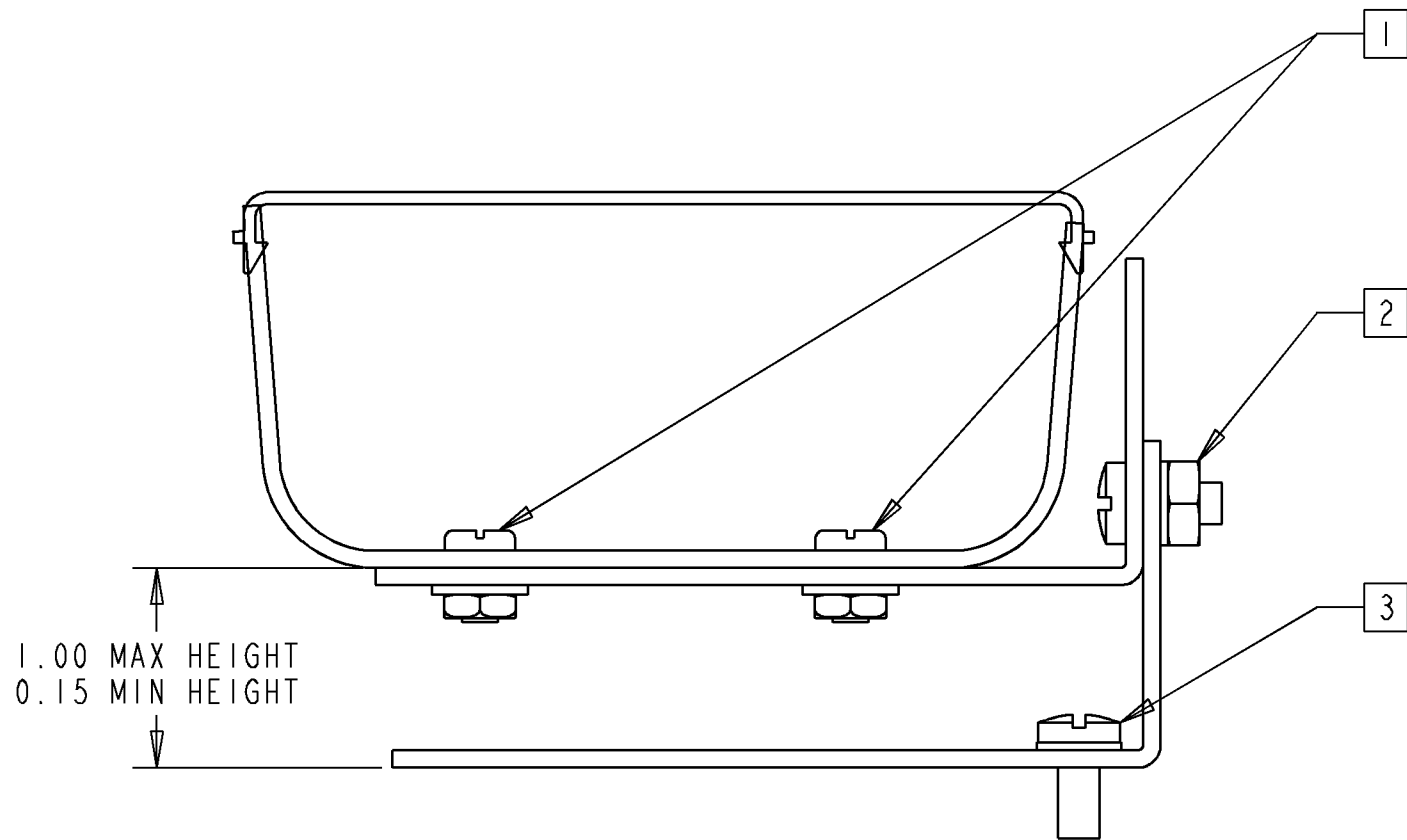


REV	MCO	DWN	DATE
E	20132301	JMT	25-MAR-03
F	20263143	JSL	17-APR-09



BRACKET CONFIGURATION "A"

QTY	DESCRIPTION
1	2"x4" VERTICAL DUCT
1	4" DUCT COVER
1	COVER RETAINER
6	GROMMET STRIPS
10	DUCT MOUNTING BRACKETS
10	#12 X 1/2 SCREWS
10	#12 FLATWASHERS
5	#12 HEX NUTS
10	#10 X 3/8 SCREWS
10	#10 FLATWASHERS
10	#10 HEX NUTS
2	HOSE END CLAMP
4	#6 X 3/8 PAN HEAD SCREWS
4	#6 STAR-LOCK WASHERS
4	#6 HEX NUTS



BRACKET CONFIGURATION "B"

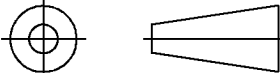
NOTES:

- 1 #10 SCREW, NUT AND WASHER.
- 2 #12 SCREW, NUT AND WASHER.
- 3 #12 SCREW AND WASHER.
- 4 SEE COVER RETAINER INSTALLATION ON SHEET 2.

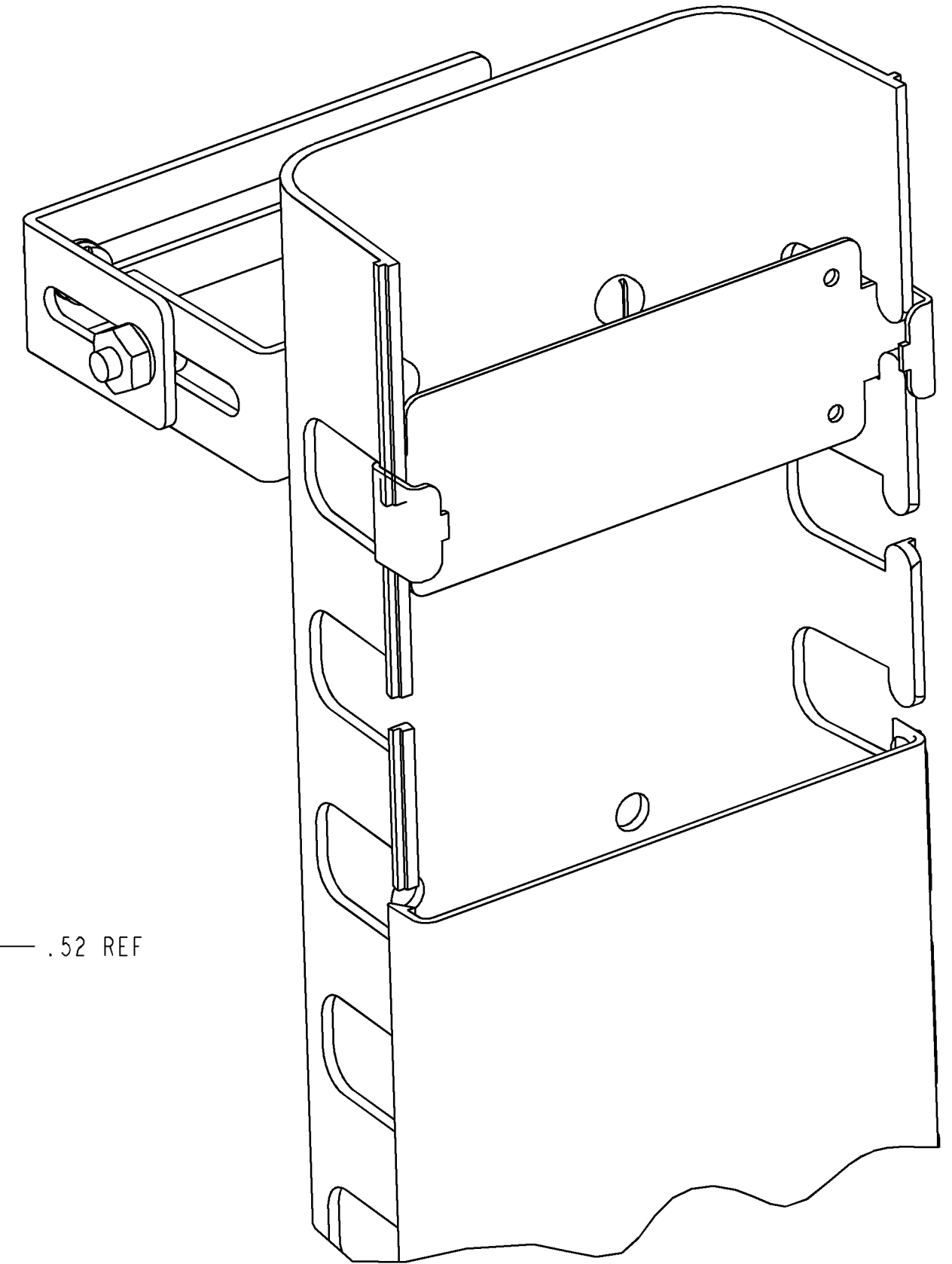
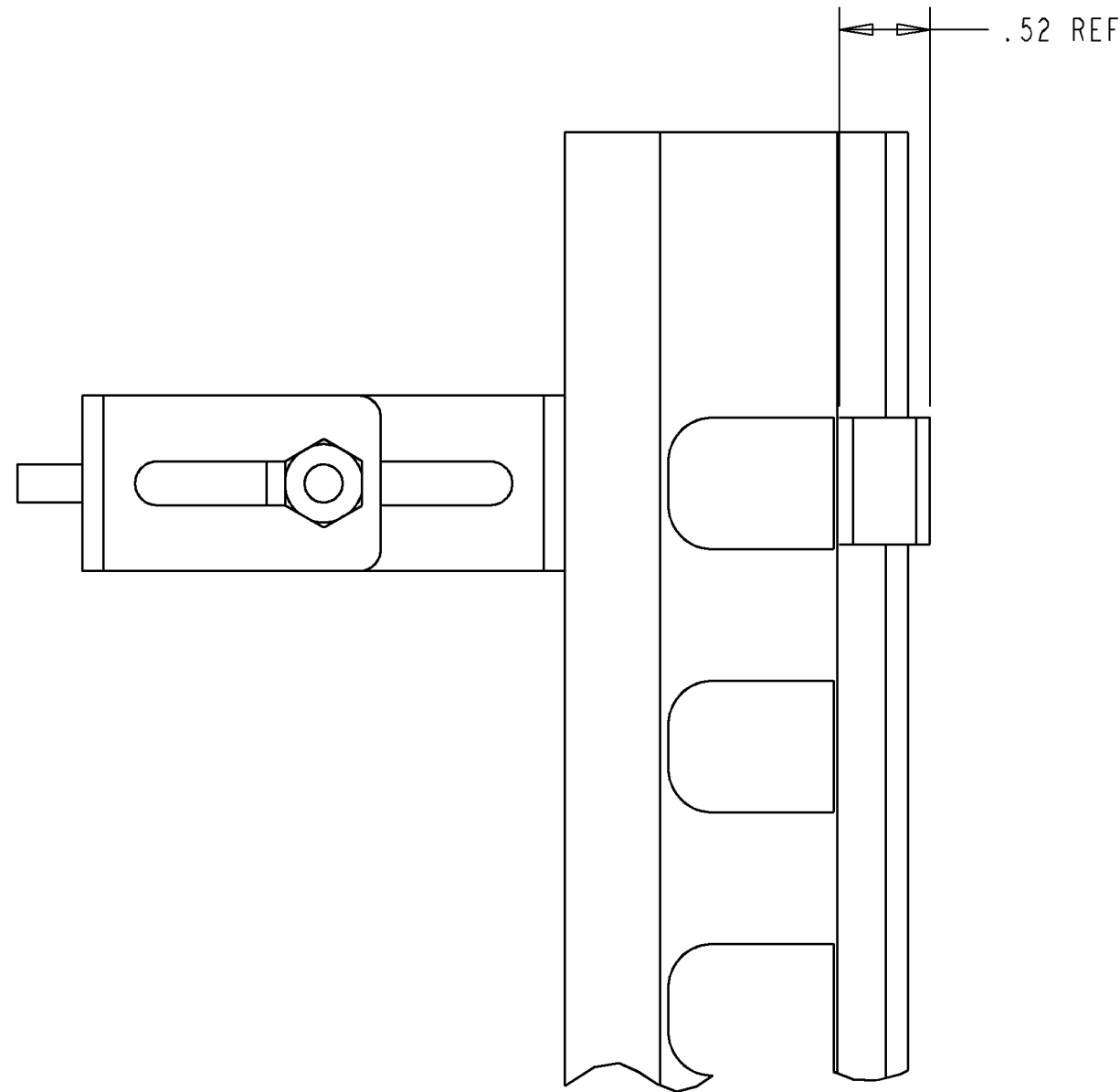
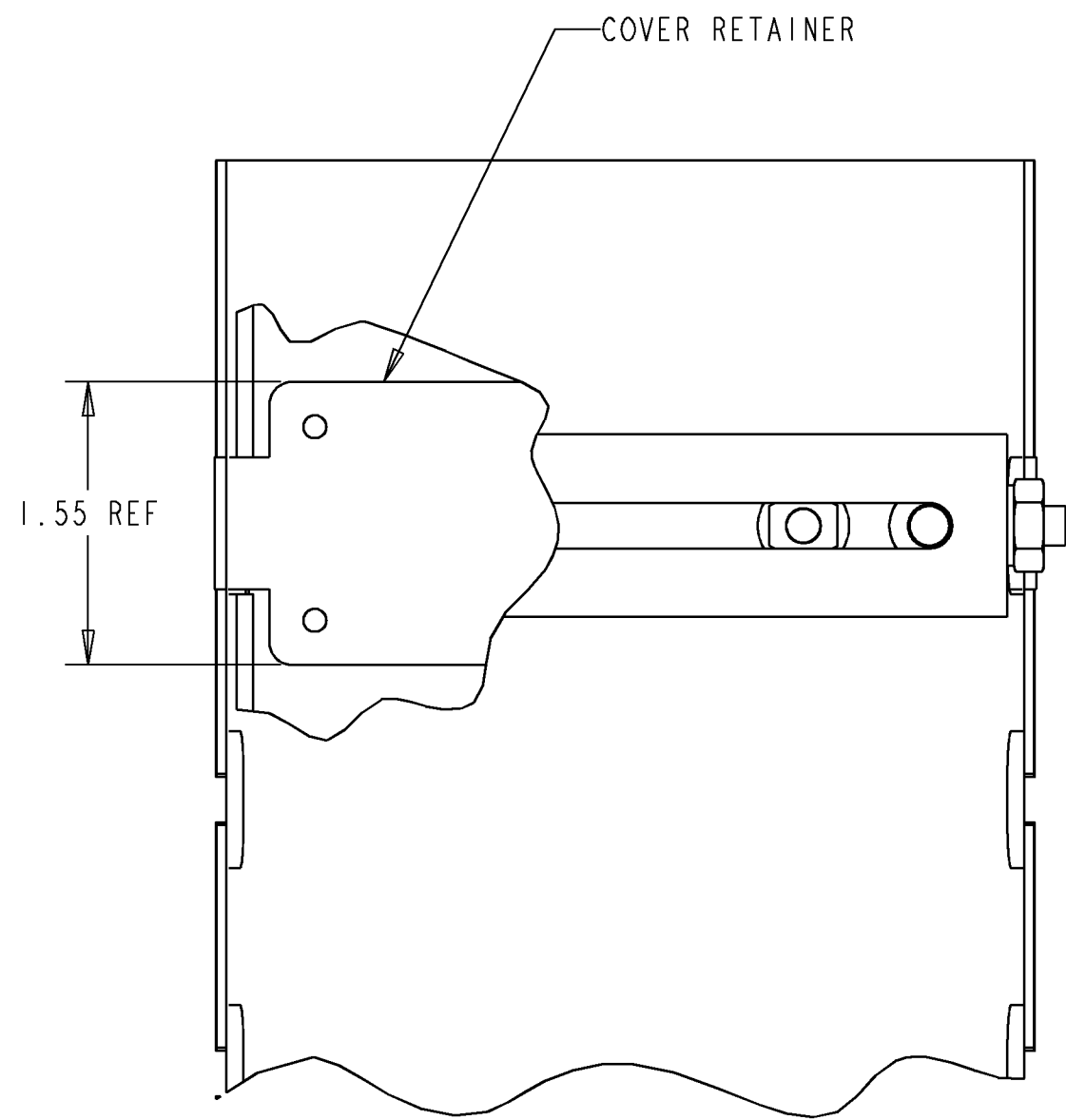
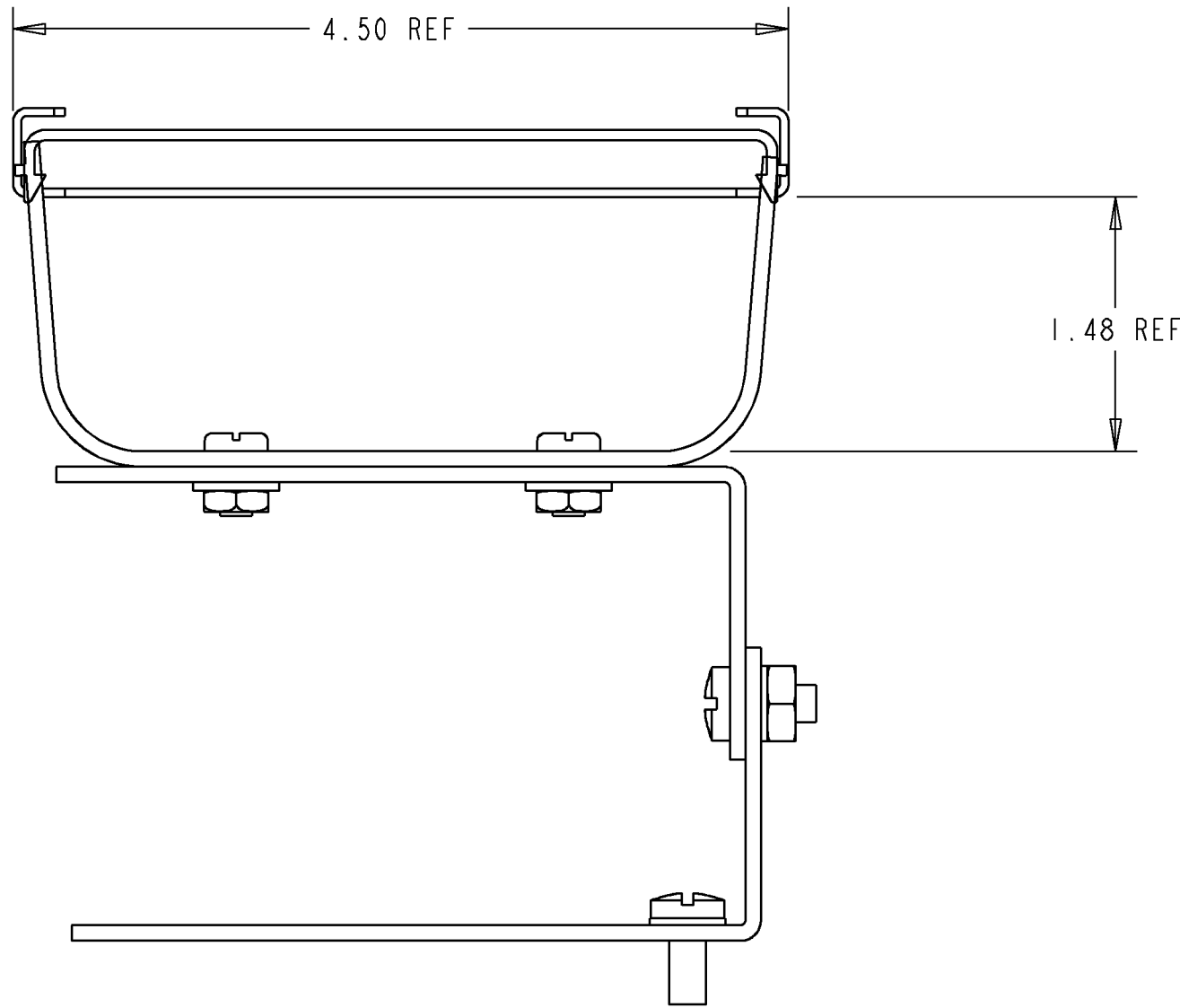
ADC CATALOG NUMBER	COLOR	SLOT SPACING
FGSO-KTW2-E	ORANGE	1.5"
FGS-KTW2-E	YELLOW	1.5"
FGSB-KTW2-E	BLACK	1.5"



INFORMATION ON THIS DOCUMENT IS PROPRIETARY TO ADC AND SHALL NOT BE USED, COPIED, REPRODUCED OR DISCLOSED IN WHOLE OR IN PART WITHOUT WRITTEN CONSENT OF ADC.		TITLE FIBERGUIDE, VERT 2X4 (INSTL DWG)	
ALL DIMS AND TOLERANCES ARE INCHES UNLESS OTHERWISE SPECIFIED	.XX:±N/A .XXX:±N/A ANGULAR:±N/A	C SIZE	DRAWING NUMBER 1017434
DO NOT SCALE DRAWING		ENGR: KEVEN HRUBY DWN: MICHAEL AMUNDSON	SHT. 1 OF 2



DIMENSIONS IN INCHES  
THIRD ANGLE PROJECTION

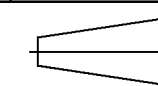


**NOTES:**

1. SLIDE COVER DOWN TO MIDWAY BETWEEN THE FIRST AND SECOND SLOTS ON THE STRAIGHT SECTION.
2. INSERT COVER RETAINER INTO THE STRAIGHT SECTION, POSITIONING THE (2) CURLED TABS INSIDE THE SLOT ON EACH SIDE OF THE STRAIGHT SECTION.
3. SNAP THE COVER RETAINER (2) CURLED TABS AROUND THE EDGES OF THE FIBERGUIDE STRAIGHT SECTION, AS SHOWN.
4. SLIDE THE COVER UP, THROUGH THE CURLED TABS ON THE COVER RETAINER, BACK TO THE ORIGINAL POSITION.
5. COVER RETAINER CAN ALSO BE INSERTED IN THE LAST SLOT ON THE STRAIGHT SECTION. INSTALLATION IS THE SAME, AFTER SLIDING THE COVER UP TO MIDWAY BETWEEN THE LAST AND SECOND TO LAST SLOTS ON THE STRAIGHT SECTION.



INFORMATION ON THIS DOCUMENT IS PROPRIETARY TO ADC AND SHALL NOT BE USED, COPIED, REPRODUCED OR DISCLOSED IN WHOLE OR IN PART WITHOUT WRITTEN CONSENT OF ADC.		TITLE FIBERGUIDE, VERT 2X4 (INSTL DWG)	
ALL DIMS AND TOLERANCES .XX:±N/A ARE INCHES UNLESS .XXX:±N/A OTHERWISE SPECIFIED ANGULAR:±N/A	C SIZE	DRAWING NUMBER 1017434	F REV
DO NOT SCALE DRAWING	ENGR: KEVEN HRUBY DWN: MICHAEL AMUNDSON	SHT. 2 OF 2	



**DIMENSIONS IN INCHES  
THIRD ANGLE PROJECTION**