

REV	MCO	DWN	DATE
D	20239869	OCM	14-MAY-08
E	20255333	DGS	05-JAN-09

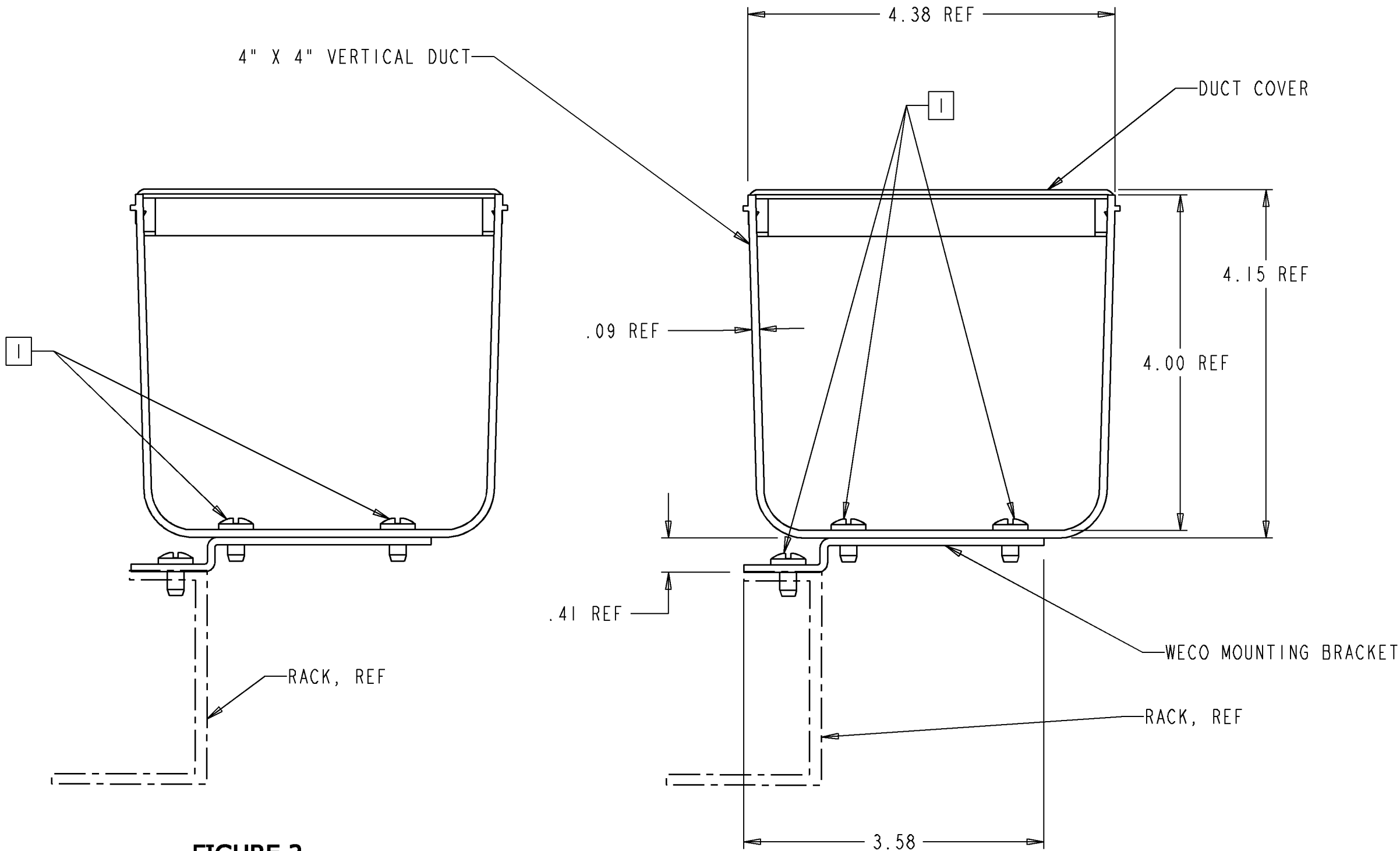
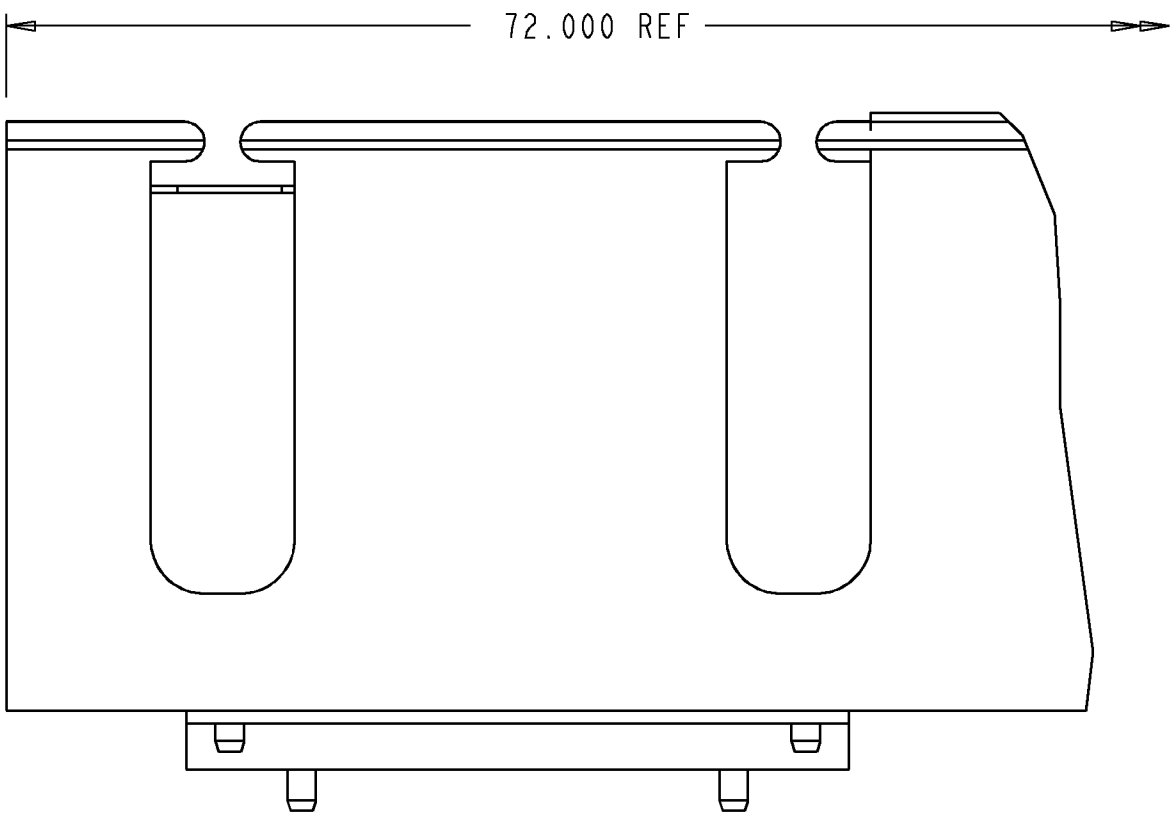


FIGURE 2
4 X 4 VERTICAL DUCT MOUNTED
DIRECTLY TO RACK



ITEMS INCLUDED IN KIT	
QTY	DESCRIPTION
1	4" X 4" VERTICAL DUCT
1	DUCT COVER
2	COVER RETAINER
6	GROMMET STRIPS
4	WECO MOUNTING BRACKETS
24	#12 SCREW 1/2" LONG
24	#12 FLAT WASHERS

CATALOG NO.	COLOR
FGSB-KTW2-D	BLACK
FGSO-KTW2-D	ORANGE
FGS-KTW2-D	YELLOW

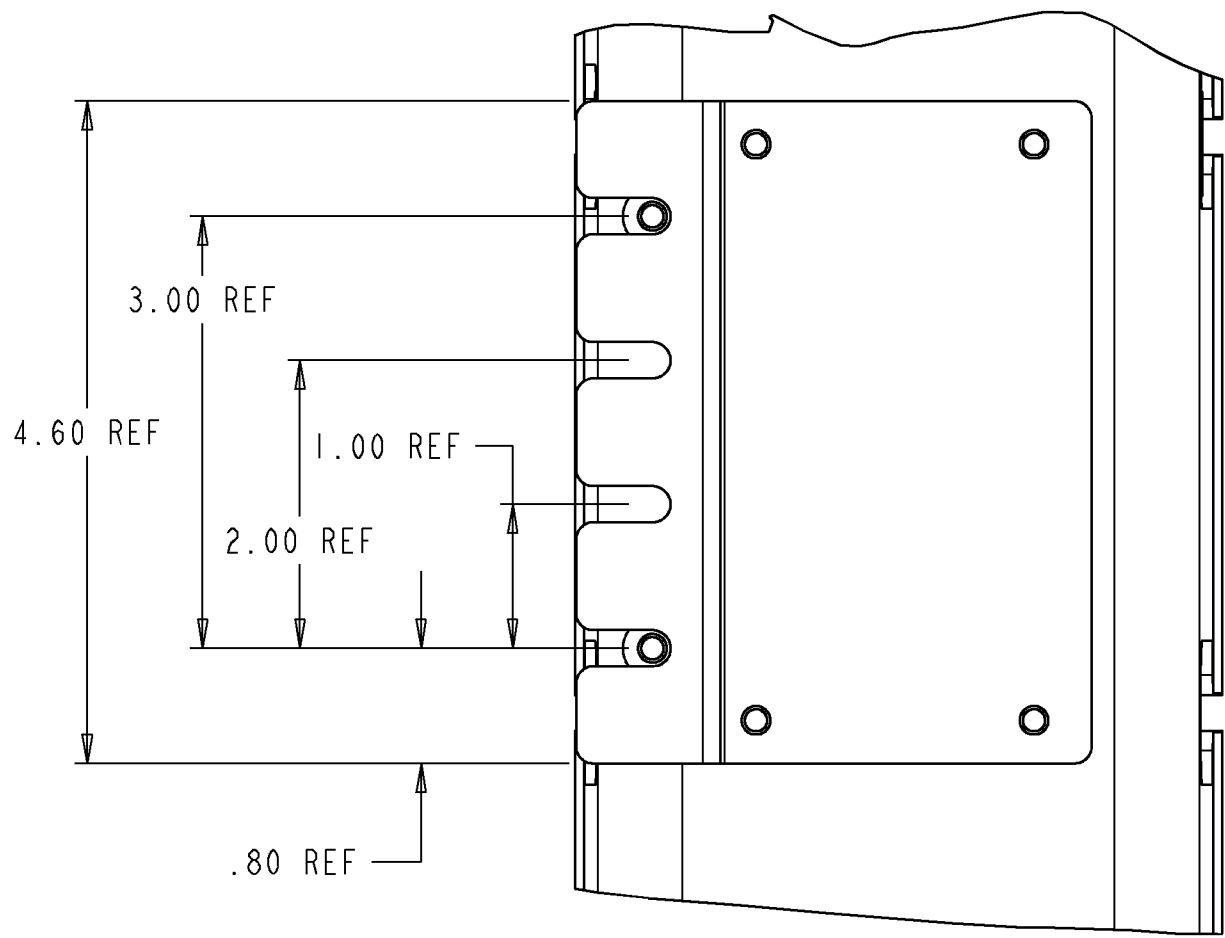
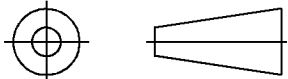


FIGURE 1
4 X 4 VERTICAL DUCT MOUNTED TO
RACK USING MOUNTING BRACKETS

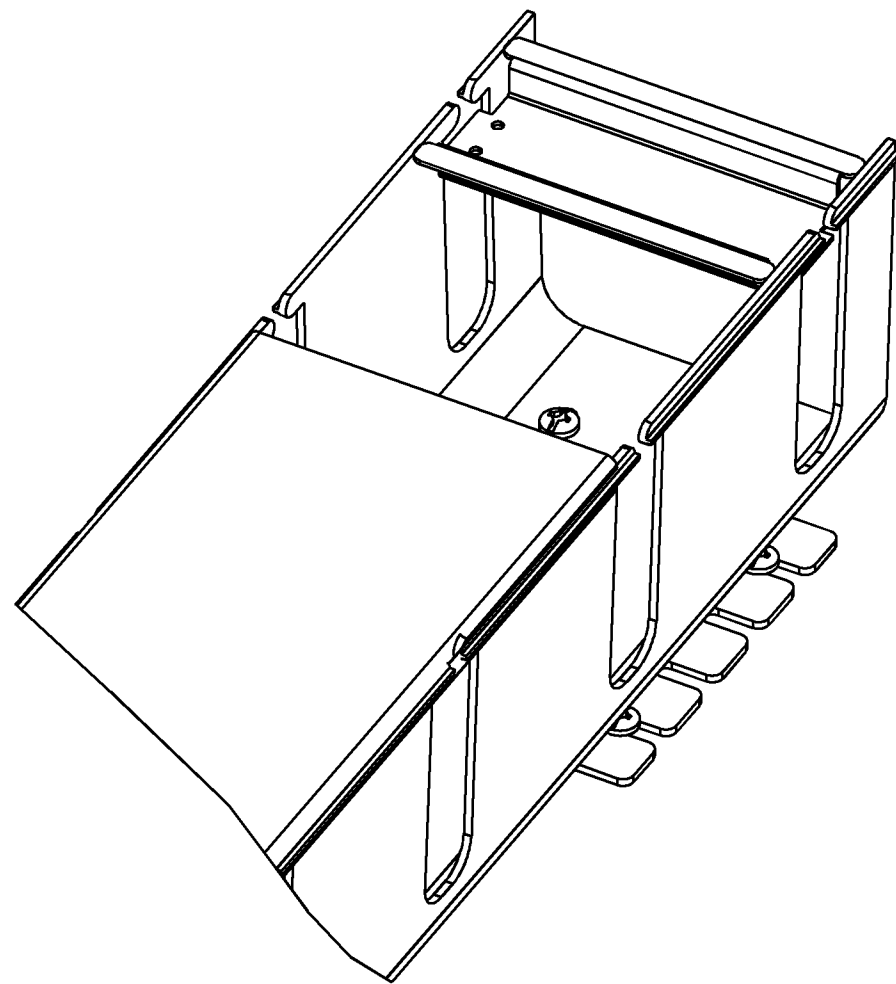
- NOTES:**
- 1 #12 SCREW AND NUT.
 - 2 SEE COVER RETAINER INSTALLATION ON SHEET 2.



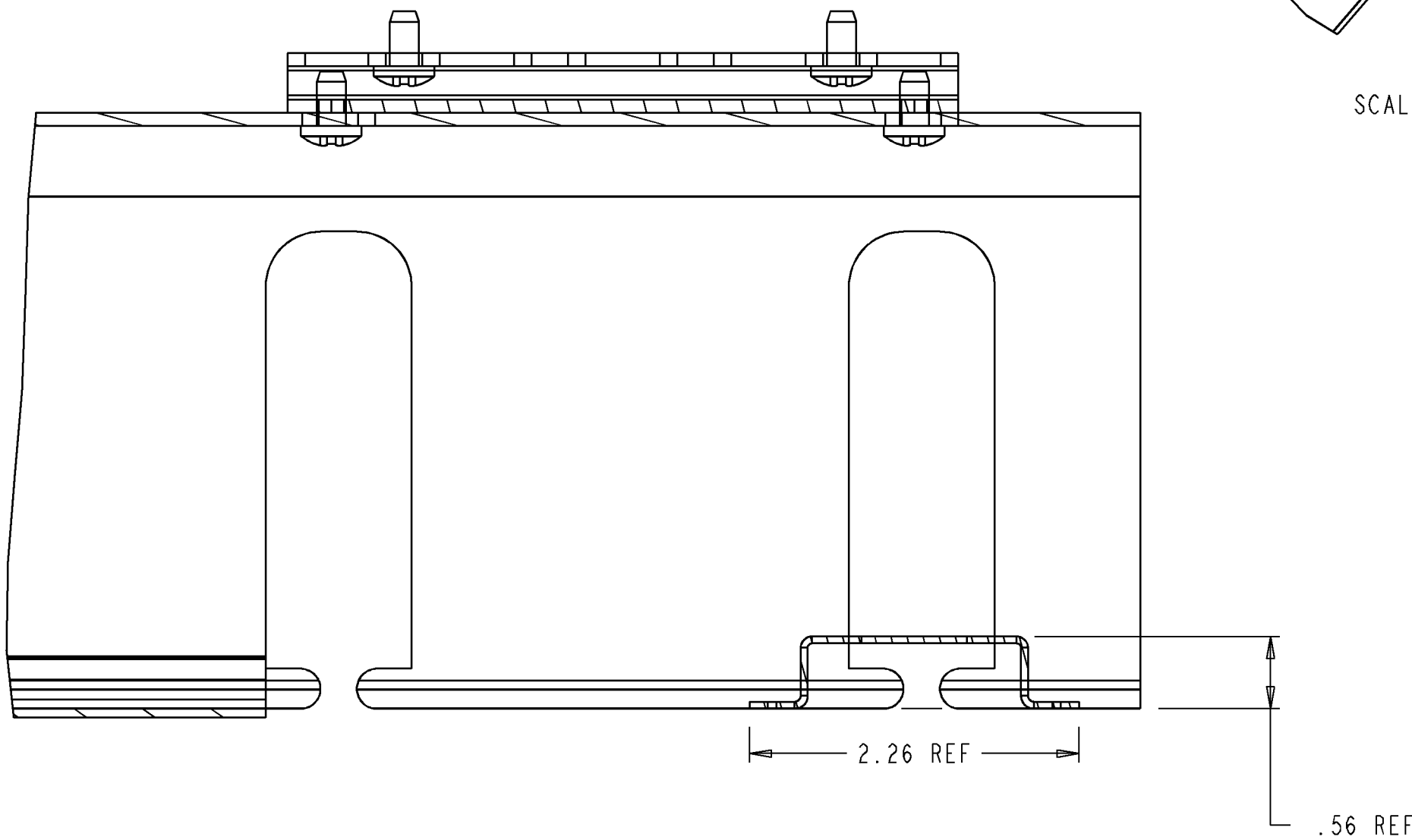
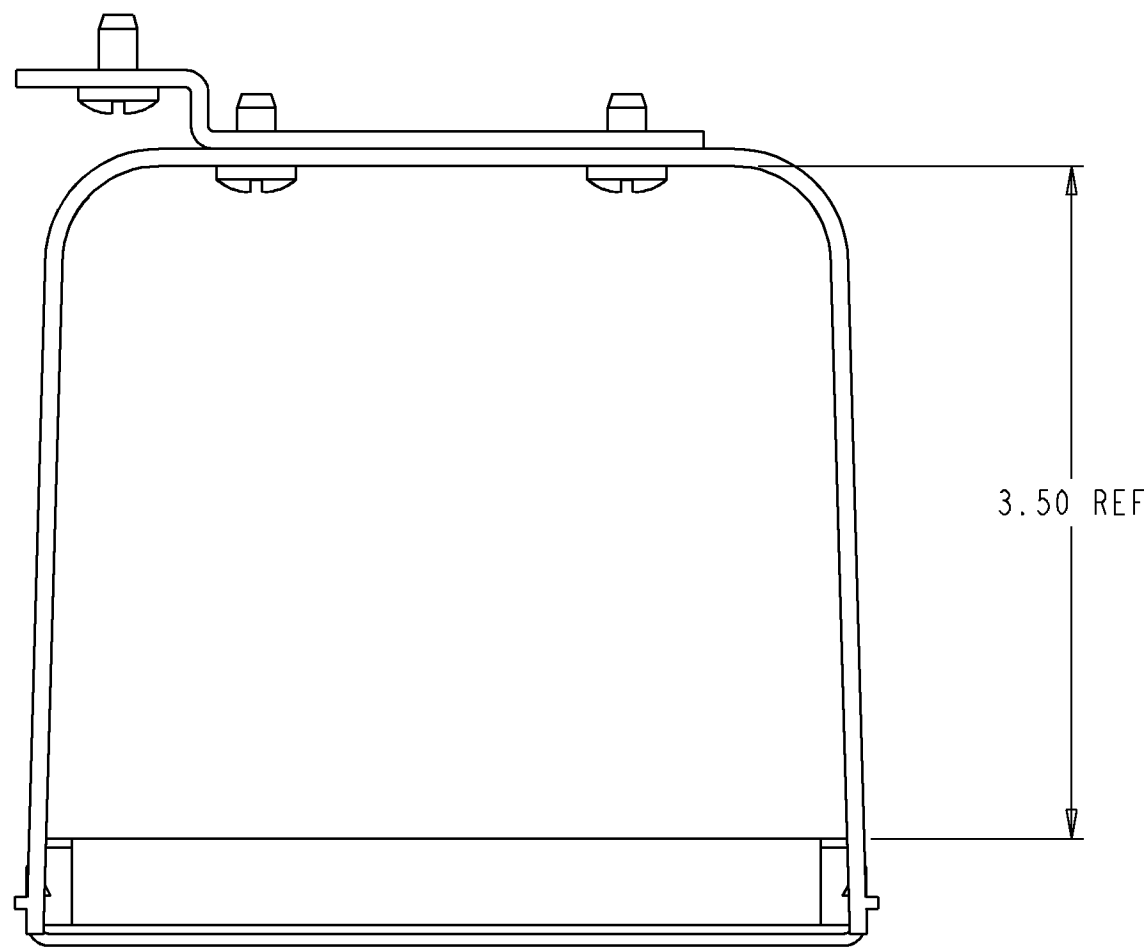
INFORMATION ON THIS DOCUMENT IS PROPRIETARY TO ADC AND SHALL NOT BE USED, COPIED, REPRODUCED OR DISCLOSED IN WHOLE OR IN PART WITHOUT WRITTEN CONSENT OF ADC.		TITLE FIBERGUIDE, VERT 4 X 4 (INSTL DWG)	
ALL DIMS AND TOLERANCES ARE INCHES UNLESS OTHERWISE SPECIFIED	.XX:±.xx .XXX:±.xxx ANGULAR:±N/A	C SIZE	DRAWING NUMBER 4-29000-2508
DO NOT SCALE DRAWING		ENGR: K. HRUBY DWN: M. AMUNDSON	SHT. 1 OF 2



**DIMENSIONS IN INCHES
THIRD ANGLE PROJECTION**



SCALE 0.500

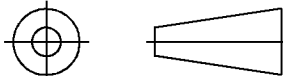


NOTES:

1. SLIDE COVER DOWN TO MIDWAY BETWEEN THE FIRST AND SECOND SLOTS ON THE STRAIGHT SECTION.
2. INSERT COVER RETAINER AS SHOWN, ENSURING THAT THE (2) SQUARED TABS ARE INSERTED IN SLOTS IN STRAIGHT SECTION, AND THE (4) ROUNDED TABS ARE ON TOP OF THE STRAIGHT SECTION.
3. SLIDE THE COVER UP, OVER THE (4) ROUNDED TABS ON THE COVER RETAINER, BACK TO THE ORIGINAL POSITION.
4. COVER RETAINER CAN ALSO BE INSERTED IN THE LAST SLOT ON THE STRAIGHT SECTION. INSTALLATION IS THE SAME, AFTER SLIDING THE COVER UP TO MIDWAY BETWEEN THE LAST AND SECOND TO LAST SLOTS ON THE STRAIGHT SECTION.



INFORMATION ON THIS DOCUMENT IS PROPRIETARY TO ADC AND SHALL NOT BE USED, COPIED, REPRODUCED OR DISCLOSED IN WHOLE OR IN PART WITHOUT WRITTEN CONSENT OF ADC.		TITLE FIBERGUIDE, VERT 4 X 4 (INSTL DWG)		
ALL DIMS AND TOLERANCES ARE INCHES UNLESS OTHERWISE SPECIFIED	.XX:±.xx .XXX:±.xxx ANGULAR:±N/A	C	DRAWING NUMBER	E
		SIZE	4-29000-2508	REV
DO NOT SCALE DRAWING	ENGR: K. HRUBY		SHT. 2 OF 2	
	DWN: M. AMUNDSON			



**DIMENSIONS IN INCHES
THIRD ANGLE PROJECTION**